

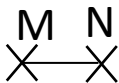







# Mesures

Fiche 3

## Les segments

1 Mesure les différents segments et complète le tableau



AB	cm
CD	
EF	
GH	
IJ	
KL	
MN	



2 Place le point B tel que [AB] mesure 4 cm

Place le point D tel que [CD] mesure 3 cm

Place le point F tel que [EF] mesure 7 cm

